


# KLAST

[www.klasthome.com](http://www.klasthome.com)



## ELLIS

Ref: GD-0032

1/2

-V1.0-

# KLAST

www.klasthome.com

## MATERIAL



A x1 PC



B x1 PC



6x18

C x4 PC



6x16

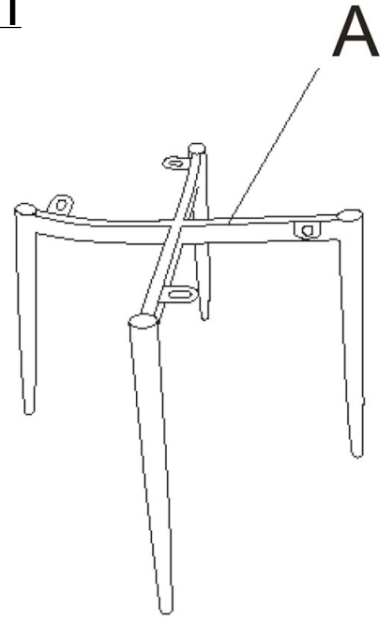
D x4 PC



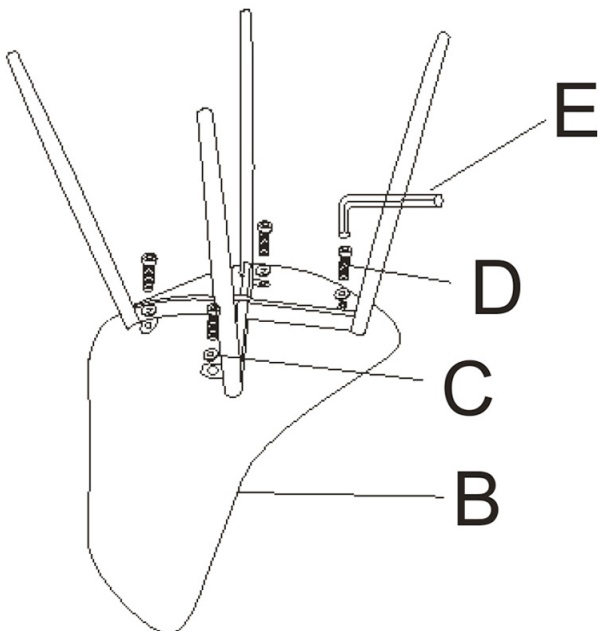
M5

E x1 PC

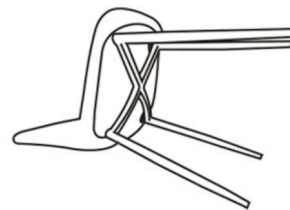
## STEP 1



## STEP 2




## STEP 3



Put the screw in the hole.

Tight the screws, but not too tight. 90% is ok.



Adjust the balance of the chair.

Finally, tighten all the screws.

# ELLIS

Ref: GD-0032