


KLAST

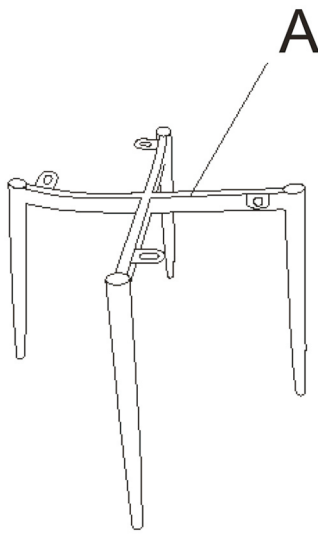


ELLIS

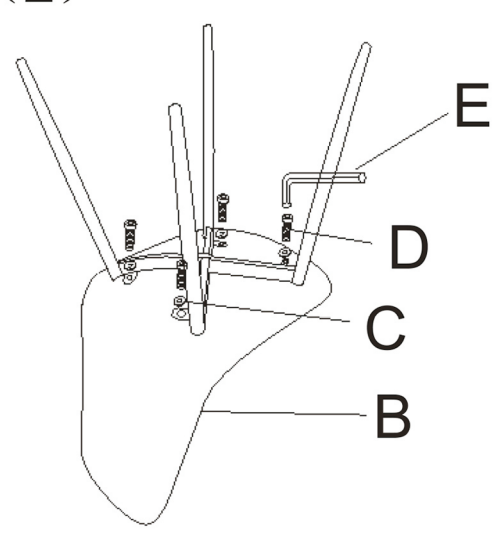
Ref: GD-0002

KLAST

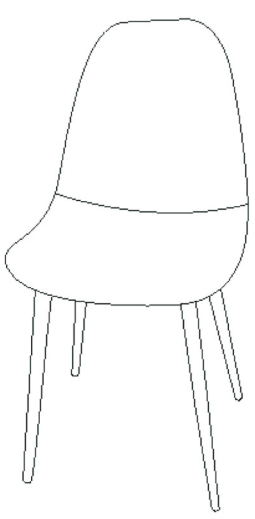
(1)

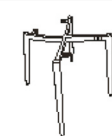






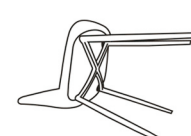
(2)




(3)



A		X1
B		X1
C	 6X18	X4
D	 6X16	X4
E	 M5	X1



Put the screw in the hole.
Tight the screws, but not too tight. 90% is ok.



Then adjust the balance
of the chair.
Finally, tighten all the screws

ELLIS

Ref: GD-0002