


KLAST

www.klasthome.com



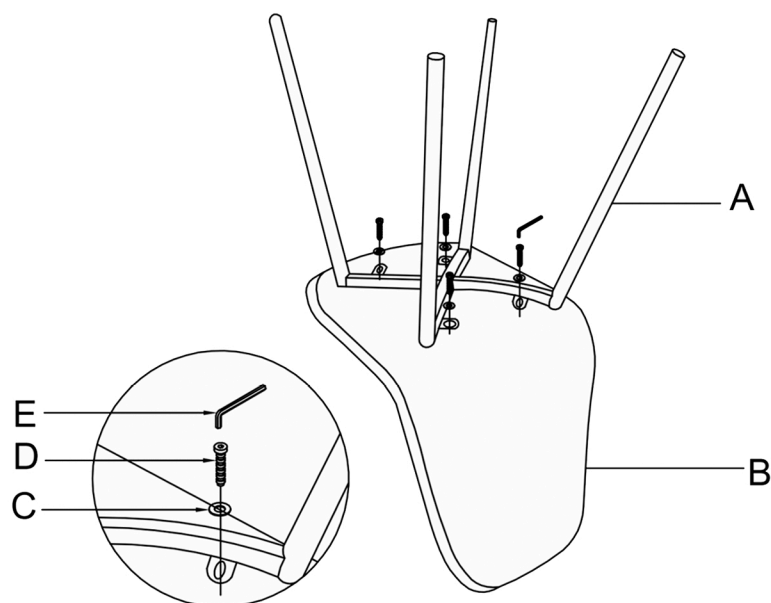
ROBBIE

Ref: GD-0005


KLAST

www.klasthome.com

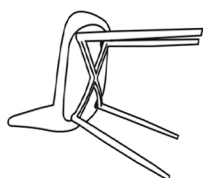
(1)



(2)



A		X1
B		X1
C		X4
D		X4
E		X1



Put the screw in the hole.
Tight the screws, but not too
tight. 90% is ok.



Then adjust the balance
of the chair.
Finally, tighten all the screws

ROBBIE

Ref: GD-0005