


KLAST

www.klasthome.com



ELLIS

Ref: GD-0029

1/3

-V1.0-

KLAST

www.klasthome.com

MATERIAL



A x1 PC



B x2 PC



6x18

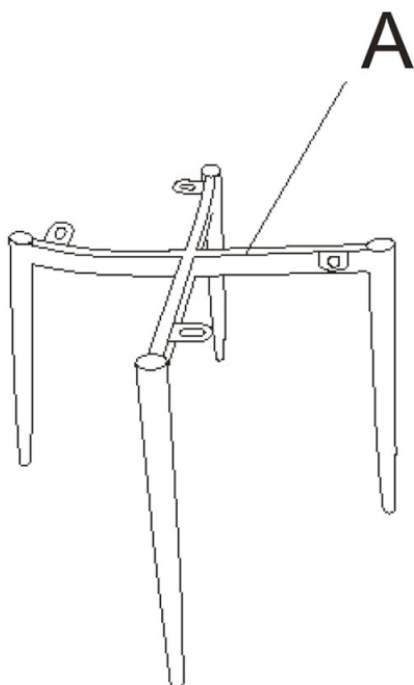


6x16

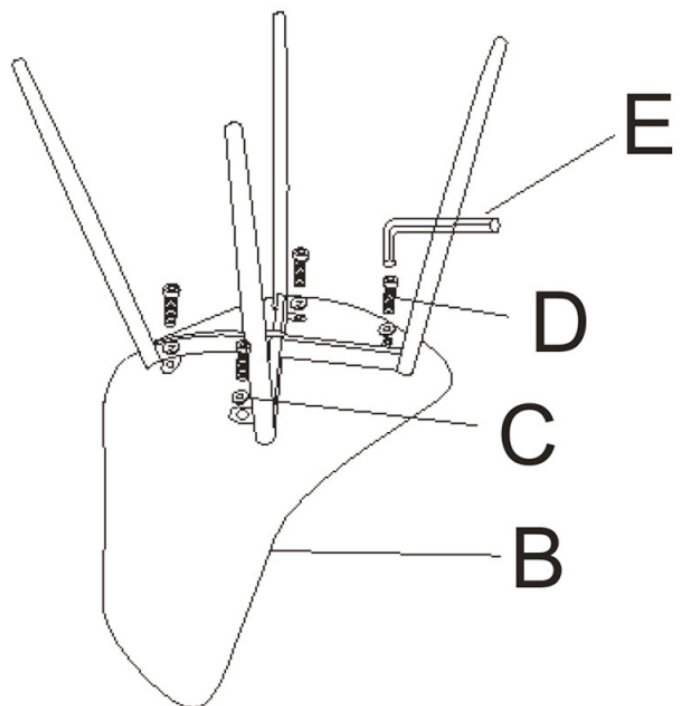


M5

STEP 1



STEP 2



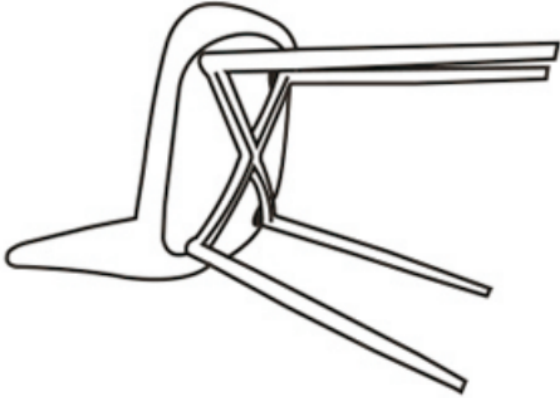
ELLIS

Ref: GD-0029

KLAST

www.klasthome.com

STEP 3



Put the screw in the hole.
Tight the screws, but not too tight. 90% is ok.

STEP 4



Adjust the balance of the chair.

Finally, tighten all the screws.

ELLIS

Ref: GD-0029